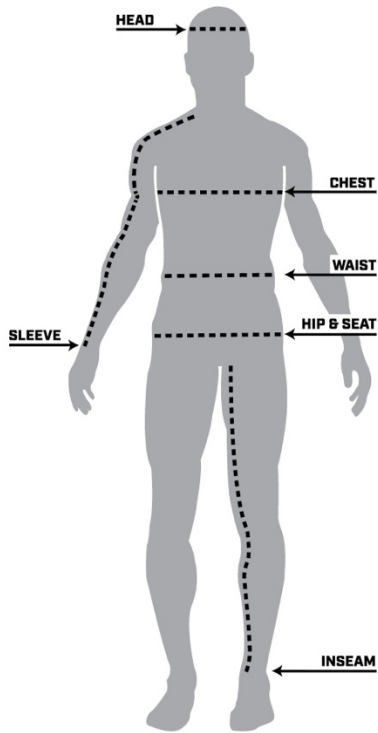


Klim Size Chart



HEAD | Measure circumference of head just above top of ears, and 1 inch (2.54 cm) above eyebrows.

SLEEVE | With your arm bent at the elbow and hand on your hip measure from the back of the neck to the elbow and finish at the wrist.

CHEST | Measure under arms around the fullest part of the chest. Be sure to keep tape level across back and comfortably loose.

WAIST | Measure around natural waist with a loose tape.

HIP & SEAT | Place the measuring tape around the body at the fullest part of the lower hip, feet together.

INSEAM | Without shoes; measure on inside of leg from groin to the floor.

MEN'S SIZING GUIDE

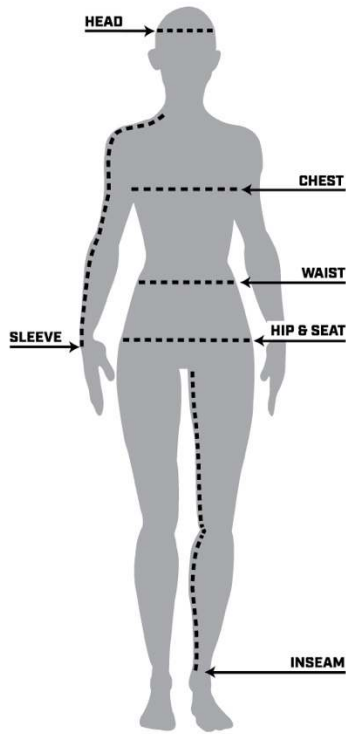
in inches

MEN'S TOPS

SIZE [U.S.]	SM	MD	LG	XL	2XL	3XL	4XL	5XL
CHEST	34-36	38-40	42-44	46-48	50-52	54-56	58-60	62-64
WAIST	31-33	35-37	39-41	43-45	47-49	51-53	55-57	59-61
HIP	34-36	38-40	42-44	46-48	50-52	54-56	58-60	62-64
SLEEVE	27-28	29-30	31-32	33-34	35-36	35-36	33-34	33-34
INSEAM [SHORT]	28	29	30	31	31	31	31	31
INSEAM [REGULAR]	30	31	32	33	33	33	33	33
INSEAM [TALL]	33	34	35	36	36	36	36	36

MEN'S BOTTOMS

SIZE [U.S.]	28	30	32	34	36	38	40	42
HIP	36-37	38-39	40-41	42-43	44-45	46-47	48-49	50-51
INSEAM [SHORT]	29	30	30	30	30	30	31	31
INSEAM [REGULAR]	31	31	32	32	32	32	33	33
INSEAM [TALL]	34	34	35	35	35	35	36	36



HEAD | Measure circumference of head just above top of ears, and 1 inch (2.54 cm) above eyebrows.

SLEEVE | With your arm bent at the elbow and hand on your hip measure from the back of the neck to the elbow and finish at the wrist.

CHEST | Measure under arms around the fullest part of the chest. Be sure to keep tape level across back and comfortably loose.

WAIST | Measure around natural waist with a loose tape.

HIP & SEAT | Place the measuring tape around the body at the fullest part of the lower hip, feet together.

INSEAM | Without shoes; measure on inside of leg from groin to the floor.

WOMEN'S SIZING GUIDE

in inches

WOMEN'S TOPS

SIZE [U.S.]	XS	SM	MD	LG	XL	2XL
CHEST	29-31	32-34	35-38	39-42	43-46	47-50
WAIST	23-25	26-28	29-32	33-36	37-40	41-44
HIP	32-34	35-37	38-41	42-45	46-49	50-53
SLEEVE	29	29	30	31	31	31
INSEAM [SHORT]	27	27	28	29	29	29
INSEAM [REGULAR]	29	29	30	31	31	31
INSEAM [TALL]	32	32	33	34	34	34

WOMEN'S BOTTOMS

SIZE [U.S.]	4	6	8	10	12	14	16
WAIST	25-26.5	27-28	29-30	31-33	34-36	37-39	40-42
HIP	34-35.5	36-37	38-39	40-42	43-45	46-48	49-51
INSEAM [SHORT]	28	28	28	28	28	29	29
INSEAM [REGULAR]	30	30	30	30	30	31	31
INSEAM [TALL]	33	33	33	33	33	34	34



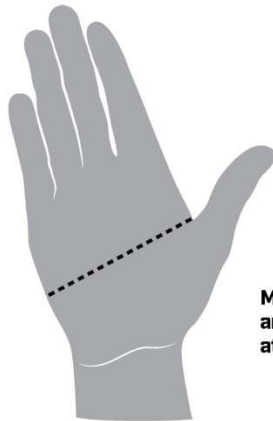
MEN'S FOOTWEAR

USA	5	6	7	8	9	10	11	12	13	14
EU	37.5	38.5	40	41	42.5	44	45	46	47.5	49
JAPAN	23	24	25	26	27	28	29	30	31	32

WOMEN'S FOOTWEAR

USA	5	6	7	8	9	10	11
EU	36	37.5	38.5	40	41	42.5	44
JAPAN	22	23	24	25	26	27	28

GLOVE SIZING GUIDE
in inches



**Measure the circumference
around your dominant palm
at the widest point.**

MEN'S GLOVES

SIZE	SM	MD	LG	XL	2XL	3XL
IN	7.5-8	8.5-9	9-9.5	10-10.5	10.5-11.5	11.5-12
CM	19-21	21-23	23-25	25-27	27-29	29-31

WOMEN'S GLOVES

SIZE	SM	MD	LG	XL	2XL
IN	5-5.5	6-6.5	7	7.5-8	8.5-9
CM	13-14	15-16	17-18	19-21	21-23

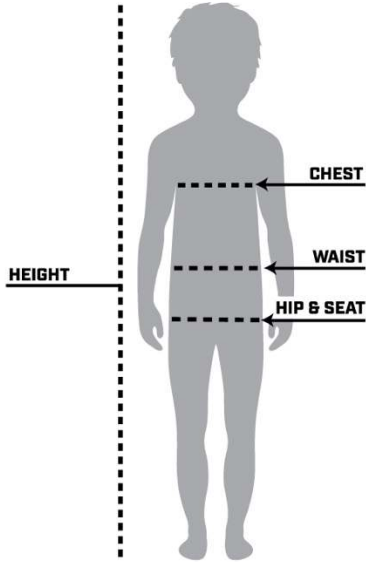
YOUTH SIZING GUIDE
in inches

BOYS

SIZE (U.S.)	XS	SM	MD	LG	XL
NUMERIC SIZE	6/6X	7/8	10/12	14/16	18
AGE	6-7	8-9	10-11	12-13	14+
HEIGHT	45.5-48.5	49.5-52	55.5-58.5	61.5-64	66.5
CHEST	24-24.75	25.5-26.5	27.5-28.5	30.5-32	33.5
WAIST	23-23.5	23.5-24.5	25.5-26.5	28-29.5	31
HIP	25-25.75	26.5-27.75	29-30.5	32-33.5	35

GIRLS

SIZE (U.S.)	XS	SM	MD	LG	XL
NUMERIC SIZE	6/6X	7/8	10	12/14	16
AGE	6-7	8-9	10-11	12-13	14+
HEIGHT	46-48.5	50.5-52.5	55	58-61	62.5
CHEST	24-24.75	26-27	28.5	30-31.5	33.5
WAIST	23-23.5	23.5-24.25	25	26-28	30
HIP	25-25.75	27.5-28.5	30	32-34	36



CHEST | Measure under arms around the fullest part of the chest. Be sure to keep tape level across back and comfortably loose.

WAIST | Measure around natural waist with a loose tape.

HIP & SEAT | Place the measuring tape around the body at the fullest part of the lower hip, feet together.

Krios Helmet Size Chart -

HEAD CIRCUMFERENCE (cm)	54-55	56-57	58-59	60-61	62-63	64-65
HELMET SIZE	S	M	L	XL	2XL	3XL
COMFORT LINER	S, M		L, XL, 2XL, 3XL			
CHEEK PADS	S-25cm, M-20cm		L-25cm, XL-20cm, 2XL-15cm, 3XL-10cm			

Krios Pro Helmet Size Chart -

HEAD CIRCUMFERENCE (cm)	53-54	55-56	57-58	59-60	61-62	63-64	65-66
HELMET SIZE	XS	S	M	L	XL	2XL	3XL
SHELL SIZE	M	M	M	L	L	L	L
EPS SIZE	M	M	M	L	L	L	L
COMFORT LINER	XS, S, M			L, XL, 2XL, 3XL			
CHEEK PAD SIZE	XS -30mm, S-25mm, M-20mm (M-15mm)			(L-30mm), L-25mm, XL-15mm, 2XL-15mm, 3XL-10mm			
CHEEK PADS	XS-MD 30mm, SM-MD 25mm, SM-MD 20mm, (SM-MD 15mm)			(LG-3X 30mm), LG-3X 25mm, LG-20mm, LG-3X 15mm, LG-3X 10mm			