



## ***INSTALLATION MANUAL***

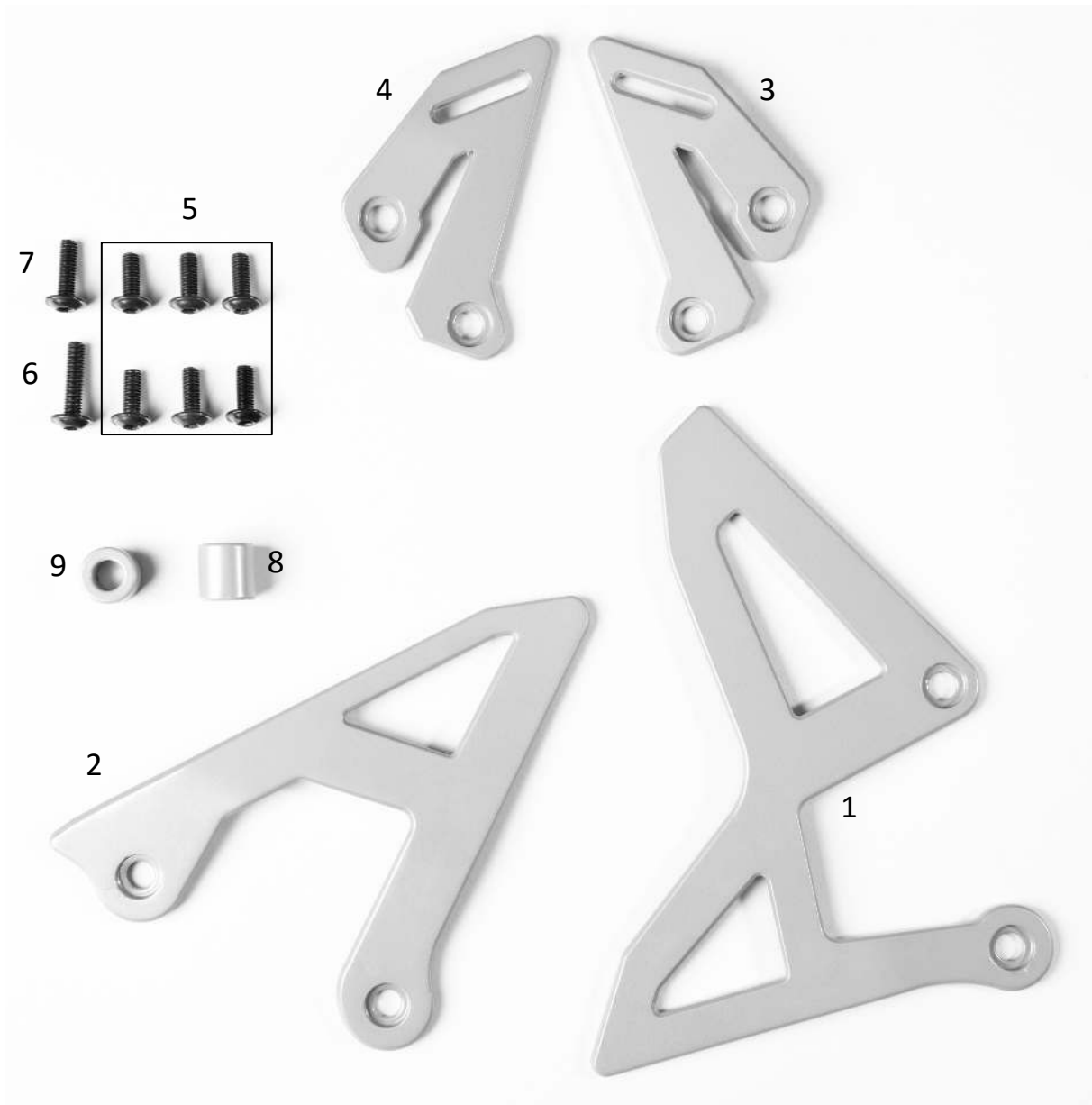


### ***BRPP Heel Plates: KTM 390 Adventure***

**Welcome to the BigRock Performance Parts family!**

Thank you for your purchase of the BigRock Performance Parts Heel Plates. You are now a proud owner of a product that comes from our years of rally raid, supercross, motocross, enduro and trail riding experience. It has been designed and developed by BigRock in response to a specific need we felt wasn't met adequately. That's why you will find the same products on our own motorcycles that we use every day. We've put all of our collective motorcycling experience into developing this product so that you can fit it and forget it!



## What's in the box?



1. Heel plate right-front x1
2. Heel plate left-front x1
3. Heel plate right-rear x1
4. Heel plate left-rear x1
5. Mounting bolt A (19 mm) x6
6. Mounting bolt B (29 mm) x1
7. Mounting bolt C (23 mm) x1
8. Spacer A (18 mm) x1
9. Spacer B (12 mm) x1

## Step 1

Remove the stock heel plates and align the left-front heel plate with the stock mounting points. Use spacer A on the upper mounting point as shown in the pictures. Insert mounting bolt B into the mounting point with the spacer and one mounting bolt A in the remaining mounting point. Tighten all bolts securely.





## Step 2

Remove the stock heel plates and align the left-rear heel plate with the mounting points. Insert two mounting bolts A into the mounting points and tighten securely.



## Step 3

Remove the stock heel plate and align the right-front heel plate with the mounting points as shown. Use spacer B between the heel plate and upper mounting point. Insert one mounting bolt A into the lower mounting point and one mounting bolt C into the upper mounting point. Tighten all bolts securely.



## Step 4

Remove the stock heel plates and align the right-rear heel plate with the mounting points. Insert two mounting bolts A into the mounting points and tighten securely.



## ***Feedback?***

Good or bad, we'd love to hear it!  
Reach us at [performanceparts@bigrockdirtpark.com](mailto:performanceparts@bigrockdirtpark.com)

# ***THANK YOU!***

